









W/C 01.06.20

Forest schools

Yesterday we looked at classifying animals in science. I thought that we could try this with things that we find in the garden or outside too.

I have given you a scavenger hunt of items to look for. If you would like to perhaps you could create your own scavenger hunt of things that you may find outside?

Forest School Scavenger Hunt

 tree	<input type="checkbox"/>	 butterfly	<input type="checkbox"/>
 grass	<input type="checkbox"/>	 beetle	<input type="checkbox"/>
 daffodil	<input type="checkbox"/>	 feather	<input type="checkbox"/>
 snail	<input type="checkbox"/>	 leaf	<input type="checkbox"/>

Once you have found your different items can you draw a chart putting them into different groups according to their characteristics? For example, is it from a plant or an animal? Can you group them by their colour or by their shape?

Remember to look after living things; don't pick plants which are growing and make sure minibeasts are put back where you found them. Most importantly, please remember to wash your hands after touching things outside.