


<p>Week beginning 01.06.20</p>	<p>Reception daily learning tasks In addition to the English and maths activities we have already sent home, these activities will support your children in the wider curriculum. Maths: School have purchased new 'Power Maths' books. Please call school to arrange collection. You could then develop the skills you have been working on using www.topmarksmaths.co.uk. Don't forget you can go on 'Doodle' too. PE: Try to do something active each day. Joe Wicks is hosting a daily live PE lesson from his living room at 9:00-9:30 each morning, which you can join in with. There are many other similar activities you could try, from yoga to home workouts, from the safety of your home.</p>
<p>Monday</p>	<p>Science See separate plan: classifying animals</p>
<p>Tuesday</p>	<p>Forest school See separate plan: scavenger hunt</p>
<p>Wednesday</p>	<p>Pirates Take a look at the 'Setting Sail' page. Can you find the following things? A lighthouse – to stop ships crashing into rocks The captain's cabin – this is the captain's bedroom The topsail Jib – the front sail Crow's nest – people could see far from here Ship's wheel – used to steer the ship Lifeboat – in case the ship sinks Mainsail –the biggest sail</p>

Sail

ons, thinking that the crew
a stage of the journey.
d dip and realised
f!



Jolly Roger
I spy up on
the rigging
Why are there
twigs up here?
It's a
crow's nest.
I poked my head out from my hiding place and h
Look out! The best crew that ever there was is c
I had heard the men speaking of it at the do
we sailed in search of gold. The ulti

It wasn't long before I was disco
they were angry, but they soon fo
First task: get to know the

Thursday





Pirates





Read the information on **'Pirate Bling'**. Pirates liked to wear colourful clothes with lots of fancy decoration and jewellery. Design your own pirate outfit. Perhaps you could even dress up as a pirate?

Pirate Bling




On board ship we wear simple clothes and shoes. But get us on land and it's a different story! We love to show off our fancy clothes. There's no point doing all that swashbuckling (theft some people call it) if we can't look good!

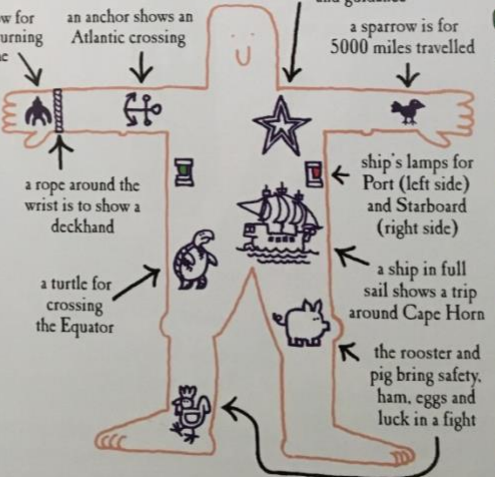
Hats are often part of a pirate's best outfits. We 'collect' them on our voyages, ahem.

Wearing bright colours used to be against the law - imagine that! Which is exactly why we like to wear them. We often steal rich fabrics and spicy perfumes from merchant ships. Hah! So much for the rules.

THE MEANING OF PIRATE TATTOOS



- a swallow for always returning home
- an anchor shows an Atlantic crossing
- a nautical star is for protection and guidance
- a sparrow is for 5000 miles travelled
- ship's lamps for Port (left side) and Starboard (right side)
- a ship in full sail shows a trip around Cape Horn
- the rooster and pig bring safety, ham, eggs and luck in a fight
- a turtle for crossing the Equator
- a rope around the wrist is to show a deckhand

EARRINGS:

1. Stop seasickness
2. Store wax to plug ears during cannon fire
3. Can be used to pay for a pirate's funeral

This Yap stone money is just too heavy!


Friday

RE

What do my senses tell me about the world of religion and belief?

	<p>Think about the world around you. One of our senses is taste. Think about all of the things you like to eat.</p> <p>Make a picture of your favourite meal. Don't forget your drink too! Why do you like these things?</p> <p>Challenge: perhaps you could help prepare a meal or even bake a cake. Send any pictures into the office so we can see what you have made.</p>
--	---

<p>Week beginning 01.06.20</p>	<p>Reception English activities</p>
<p>Monday Sharing a shell by Julia Donaldson This week we are going to make a fact file page about rockpools. We will make a page each day.</p>	<p>Read the story 'Sharing a Shell' by Julia Donaldson. This story is set in a rockpool. This week we are going to make a fact file about some of the animals in the story. You can watch the story here https://www.youtube.com/watch?v=VpJumAZx1t8</p> <p>Draw and label a picture of a crab.</p> <p>Can you label these parts...?</p> <ul style="list-style-type: none"> Claw Antenna Eyes Abdomen Walking legs



Swimming legs

Star challenge: where are these parts...?

Dactyl

Propodus

Carpus

Merus

Cephalothorax

Tuesday




Seagulls

I have found you some information about seagulls. Read it with an adult and decide which parts you think are most interesting. Use these facts, plus any more that you can find, to make a page for your fact file about seagulls.

<https://onekindplanet.org/animal/seagull/>

Amazing Facts About the Seagull


- Seagulls are very clever. They learn, remember and even pass on behaviours, such as stamping their feet in a group to imitate rainfall and trick earthworms to come to the surface.
- Seagulls are attentive and caring parents. The male and female pair for life and they take turns incubating the eggs, and feeding and protecting the chicks.
- Seagulls can drink both fresh and salt water. Most animals are unable to do this, but seagulls have a special pair of glands right above their eyes which is specifically designed to flush the salt from their systems through openings in the bill.

<p>Wednesday</p> 	<p>Sea Anemones I have found lots of useful information on these websites: https://www.mba.ac.uk/fact-sheet-sea-anemones https://www.wildlifetrusts.org/wildlife-explorer/marine/anemones-and-corals</p> <p>Use these to find out the answers to these questions: How big are sea anemones? What do they eat? Which animals live in them?</p> <p>Add any other interesting facts to your page about sea anemones.</p>
<p>Thursday</p>	<p>Bristle worms https://www.saltwateraquariumblog.com/the-bristle-worm/</p> <p>Make a page about the bristle worm. Draw a picture of the bristle worm. What does it do to help the other animals it lives with?</p>
<p>Friday</p>	<p>Rock pool creatures – title page and blurb</p> <p>Make a cover for your book. What does a front cover need? Have a look at a book to find out. Make sure your front cover has a title, the author and illustrator’s name (you!) and an eye-catching a picture.</p>

<p>Week beginning 01.06.20</p>	<p>English Answers</p>
------------------------------------	-------------------------------

Monday

Sharing a shell by Julia Donaldson



PARTS OF A CRAB

