

Week beginning
15.06.20

Reception daily learning tasks

Maths: you should have a 'Busy Ants' maths book to work on at home. Do a page each day. If you have run out of pages we have bought new '**Power Maths**' books for each child. Please call school to arrange collection of these. You could then develop the skills you have been working on using www.topmarksmaths.co.uk, try to go on hit the button each day to improve your times tables. Don't forget you can go on 'Doodle' too.

PE: Try to do something active each day. Joe Wicks is hosting a daily live PE lesson from his living room at 9:00-9:30 each morning, which you can join in with. There are many other similar activities you could try, from yoga to home workouts, from the safety of your home. You can find this on Youtube.

Monday



Science

See Food Groups activity

Tuesday

Forest school

See Colour Hunt activity



Wednesday

MIXED
A Colorful Story




Arree Chung

PSHE

See separate 'Mixed – A Colourful story' activities.

Thursday




Art

See 'Mixed – A Colourful Story' drawing and colour activities.

Friday

RE

See 'The Good Samaritan' activity.



<p>Week beginning 15.06.20</p>	<p>Reception English activities</p>
<p>Monday Week 3 – The Lighthouse Keeper’s Lunch by Ronda and David Armitage Instructions</p>	<p>Read the story ‘The Lighthouse Keeper’s Lunch’ to where Mrs Grinling makes lunch and describe the lunch she has made using the pictures to help You can watch the story here https://www.youtube.com/watch?v=46wCRq50Wwg</p>

Tell a grown up about the food you can see in the pictures. Look at the colours, shapes and types of food. Which would you like to eat?



Tuesday


Design your own lunch for Mr Grinling

Draw a lovely lunch that you think Mr Grinling will enjoy.

Wednesday

Make a sandwich for Mr Grinling

You will need to ask an adult to help you with this. As you make the sandwich, think about how to do each step.

	<p>What will you put in yours? Discuss each step with a grown up. Which parts did you find tricky?</p>
<p>Thursday</p> 	<p>Read to where Hamish has been sent down in a basket and decide how you would keep the seagulls from eating the picnic write instructions for your plan.</p> <p>Tell a grown up your plan and draw a picture of it.</p>
<p>Friday</p>	<p>Write the next part of the story as if your plan has happened – did it work? What happened to the picnic? What happened to the seagulls? Did Mr Grinling get his lunch? At the end of the lesson read to the end of the story.</p> <p>Tell a grown up what you think happened. Draw a picture and write a sentence to say what happened to the picnic this time.</p>