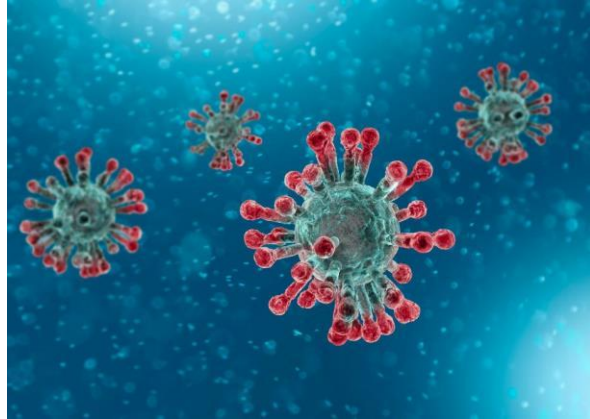
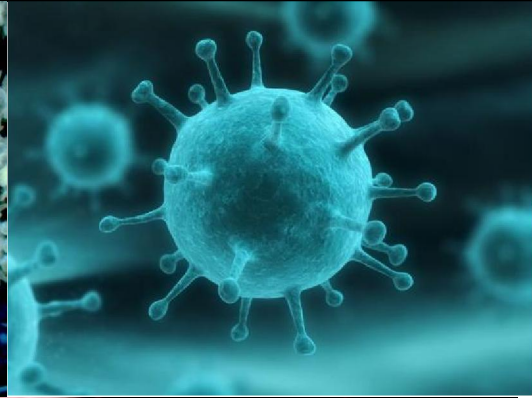




<p>Week beginning 20.07.20</p>	<p>Emerald Class daily learning tasks</p> <p>Maths: year 1 and 2s should have a 'Busy Ants' maths book to work on at home. Please call school to arrange collection of your 'Power Maths' book. Do a page every day. You could then develop the skills you have been working on using www.topmarksmaths.co.uk, try to go on hit the button each day to improve your times tables or number bonds. Don't forget you can go on 'Doodle' too.</p> <p>School is open every day, so if you would like more reading books just call the office to arrange a time to collect them.</p> <p>PE: Try to do something active each day. Joe Wicks is hosting PE lessons, which you can join in with. You can find this on YouTube. There are many other similar activities you could try, from yoga to home workouts, from the safety of your home.</p>
<p>Monday</p>	<p>What are germs? Watch this to find out. https://www.youtube.com/watch?v=YBGsoimPXZg.</p> <p>Today we are going to make some germs. Look at these pictures of germs taken from under the microscope.</p>





They can be long, round, spiky and fluffy. You could look up more pictures of germs if you want to see more.



You are going to create your own germ like this one!

Can you provide the following information about your germ?

- Name
- Size
- Colour or interesting features
- How it affects animals/people
- How it spreads/travels
- If there is a cure.

Tuesday

Forest school

This week we will be making up a story using items found outside. Take a good look around your outdoor space and see what interesting objects you can find. Collect three items that really interest you, maybe they are super smooth, spiky or colourful. Now take one item and think about what it might be. Is it a magic pebble, a fairy's drinking cup or a dinosaur bone? How did it get here? Is someone looking for it? Let your imagination go anywhere you like. Now take the next object. How can you fit it into your story? Maybe it's a hunter's arrow or a crown. Continue with your story until you're near the end and then add in the final item. Is it something useful that will help solve the problem?

If you want to, you could draw your story on paper or in chalk on the ground. Tell your story to someone else.

Week beginning 20.07.20	Emerald Class English activities
Monday	<p>Tomorrow we will be holding a mini sports day at school. Using any outside equipment you have, e.g. balls, hoops etc, design a race for others to take part in. You could list the equipment required and explain how the race will work. Remember to include any special rules.</p> <p>C1: draw the set up for your game and label C2: draw the set up for your game, label and write any special rules C3: draw the set up for your game and write a description, including any special rules.</p>
Tuesday	<p>Mini sports day! Go outside with brothers/sisters/parents etc and try out your game. Maybe you can invent new ones together and enjoy being active outside.</p>
Wednesday	<p>The official start of the summer holidays! Have a lovely relaxing summer holiday and take care to stay safe. Even though you're on holiday, don't forget to keep reading together!</p>