

<p>Week beginning 13.07.20</p>	<h2>Reception daily learning tasks</h2> <p><b>Maths:</b> Please call school to arrange collection of your '<b>Power Maths</b>' book. Do a page every day. You could then develop the skills you have been working on using <a href="http://www.topmarksmaths.co.uk">www.topmarksmaths.co.uk</a>, try to go on hit the button each day to improve your times tables or number bonds. Don't forget you can go on 'Doodle' too.</p> <p>School is open every day, so if you would like more reading books just call the office to arrange a time to collect them.</p> <p><b>PE:</b> Try to do something active each day. Joe Wicks is hosting PE lessons, which you can join in with. You can find this on Youtube. There are many other similar activities you could try, from yoga to home workouts, from the safety of your home.</p>
<p>Monday</p>	<p><b>Science</b></p> <p>Over the next two weeks we will be looking at hygiene - staying clean to stay healthy.</p> <p>Watch this video about germ busting - <a href="https://www.youtube.com/watch?v=07YNCFlS0iI">https://www.youtube.com/watch?v=07YNCFlS0iI</a>.</p> <p>Germs are tiny living things that can make us sick. They are so tiny we need a microscope to see them, so you can't see them on your hands! That is why it is so important to wash our hands regularly. Watch this video to show why we must use soap! <a href="https://www.youtube.com/watch?v=_KirHm_sYfl">https://www.youtube.com/watch?v=_KirHm_sYfl</a>.</p> <p>You could try this at home if you have the equipment.</p>

Talk about these questions:

Why should we wash our hands after blowing our nose? What happens if we don't? How would germs in snot be spread? What are 3 top tips to prevent other people catching your cold?

Create a poster to encourage regular hand washing with soap – remember to include when you should wash your hands.

## Tuesday



### Forest school

Create your own magical miniature garden!

This week we are going to make a miniature garden. It could be a fairy garden, a place for dinosaurs, witches and wizards or anyone else you can think of! Get a container of some kind, like a plastic container used for fruits, an old empty plant pot or anything else you can find. In your outdoor space, collect any materials you want to use, moss, stones, sticks, pine cones etc. and get creative!

You could use moss as a base for your miniature world like this:

Paint stones for houses or as characters (felt tips work well too) or create a water feature.

If you can, take a photo of your creation and send it to the school office. Don't forget to play in your miniature garden! You could bring out some toys or little animals/people and create your own fantasy world.



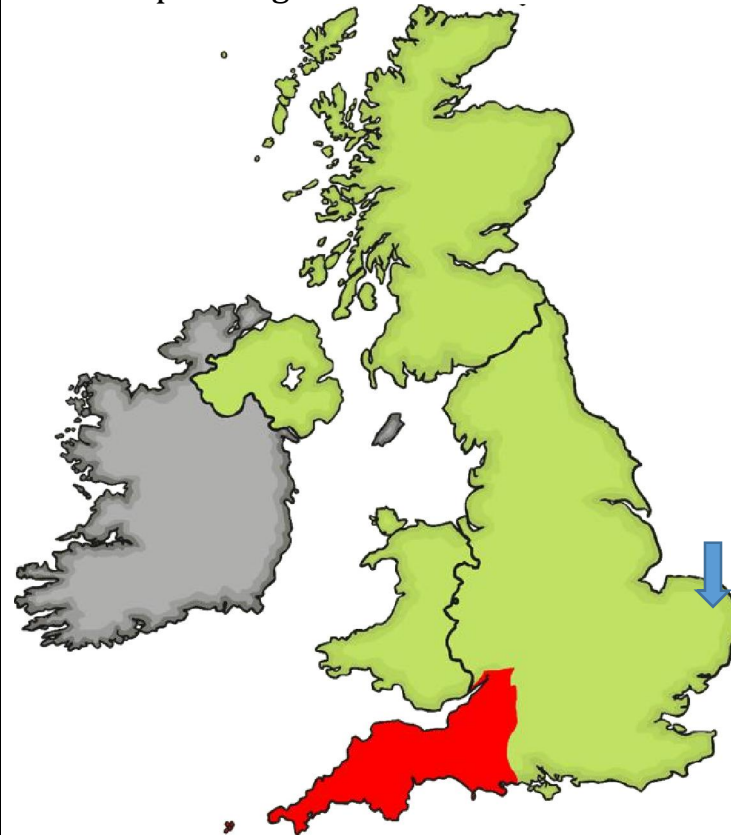
# Wednesday


## Coasts

Watch this video about a seaside town called St. Ives

<https://www.youtube.com/watch?v=dksyH4JmfKE>.

Look at the map to see where St Ives is, it is coloured in red. We live where the arrow is pointing.



	<p>Think about where you live. What is it like? What can you do there? How is St. Ives different or similar to where you live? Write about how the two places are the same and different.</p>
<p><b>Thursday</b></p> 	<p><b>Art</b> Sand art. This week we are going to try some sand art. You will need a piece of paper, some glue and some sand. If you haven't got any sand, perhaps you could use flour instead?</p> <p><a href="https://www.tate.org.uk/kids/make/paint-draw/sand-art-picture">https://www.tate.org.uk/kids/make/paint-draw/sand-art-picture</a></p>
<p><b>Friday</b></p>	<p><b>Music</b></p> <p>This week's lesson continues from the story last week with Suki and Nigel. This week we are going to learn to sing a song called, 'Suki over the ocean'. This week we will also think about repetition.</p> <p><a href="https://www.bbc.co.uk/teach/school-radio/music-ks1-sun-sea-song-4-suki-over-the-ocean/zdvdkmn">https://www.bbc.co.uk/teach/school-radio/music-ks1-sun-sea-song-4-suki-over-the-ocean/zdvdkmn</a></p>

Week beginning  
13.07.20

## Reception English activities

Monday



This week we are going to have a lighthouse competition. I want you to build a lighthouse today. You could make it out of junk modelling, playdoh, Lego...whatever you like. Be creative! Send in a photo of your finished lighthouse to [office@fleggburgh.norfolk.sch.uk](mailto:office@fleggburgh.norfolk.sch.uk) so we can see how you got on.

Tuesday

How did you make your lighthouse?

Draw a picture of your lighthouse and add labels to show what you did.

Wednesday



Beach recount

Think about what you already know from times you have been to the beach before. What did it feel like? What could you smell? What could you see? What could you hear? Did you eat anything there? – if so, what did it taste like?

Think about a time when you went to the beach. Talk to a grown up and answer the questions above.

# Thursday




## Sea shape poems

Today we are going to write poems about the sea. We are going to write shape poems. You need to draw the outline of a sea animal or of something you could see at the seaside.

Draw the outline of a sea creature and write as many words as you can about your object inside.

# Friday



## Acrostic sea poems

Today we are going to write acrostic poems about the sea. You need to think of a good word. It could be a sea animal or of something you could see at the seaside. Try to make it different to yesterday!

Write a word about your sea object, starting with each letter of your word.