




<p>Week beginning 14.09.20</p>	<p>Emerald Class daily learning tasks</p>
<p>Monday</p>	<p>Forest school You will need a tablet or mobile phone to do this task. Ask a grown up to download the app Seek by iNaturalist</p> <p>https://play.google.com/store/apps/details?id=org.inaturalist.seek&hl=en_US</p> <p>Use this app to explore your surroundings and see what plants and animals you have.</p>
<p>Tuesday</p>	<p>Science Play the animal and baby pairs game here: https://matchthememory.com/motherbaby</p> <p>LO: to match infant animals with their parents. C1: I can draw a baby animal and its adult. C2: I can draw a baby animal and its adult and label them. C3: I can draw a baby animal and its adult and write about how they are the same and different.</p>
<p>Wednesday</p>	<p>Memory boxes</p> <p>Use a mirror to draw an accurate self-portrait to go on your memory box</p>
<p>Thursday</p>	<p>Memory boxes</p> <p>Write your name in bubble writing (first name only) and decorate in either block colours or patterns</p>

Friday	ICT Spend time on your Doodle account. Don't forget you can go onto DoodleMaths, DoodleEnglish, DoodleSpell and DoodleTables.
--------	---

Week beginning 14.09.20	Emerald Class English activities C1 is intended for reception children, C2 for year 1 and C3 for year 2.
Monday Great Women Who Saved the Planet  Use crayons and paper for bark and leaf rubbings.	Lesson 1-Forest Schools- Great Women Who Saved the Planet The Chipko Movement – India / trees LO: to understand why the trees in India are so important to the people. Read the pages about the Chipko Movement. Discuss why trees were so important to those people in India. Why are they important to us? Look at the trees we have in our school playground. Some are tall and slim pine trees, some are wide oaks and there are other different kinds too. C1: I can describe trees C2: I can compare two different trees C3: I can describe the different kinds of trees we have in school
Tuesday Giant Panda's Fact book – Wild World	Lesson 2 Giant Panda's Fact book – Wild World Today we are learning about Giant Pandas which live in China. Show pictures in the book – especially the tiny cub. Use p59 Interesting facts as a basis for children to choose facts for their work. L.O: to present facts about giant pandas C1: I can draw a panda C2: I can draw and label a fact about pandas C3: I can draw a panda and add facts

	
<p>Wednesday</p> <p>The Only Lonely Panda – Jonathan Lambert</p> 	<p>Lesson 3 The Only Lonely Panda – Jonathan Lambert</p> <p>L.O: to understand how to be a good friend</p> <p>C1: I can give a tip on being a good friend</p> <p>C2: I can give tips on how to be a good friend</p> <p>C3: I can explain what it means to be a good friend</p> <p>Click here to listen and see the book on Youtube:</p> <p>https://uk.video.search.yahoo.com/search/video;_ylt=AwrJS9VMsWBfZwoA0yEM34IQ;_ylu=Y29sbwNpcjEeG9zAzEEdnRpZANDMDQ1M18xBHNiYwNwaXZz?p=the+only+lonely+panda&fr2=piv-web&fr=mcafee#id=2&vid=2100608aeb725b112128362d93d4b9ed&action=view</p>
<p>Thursday</p>	<p>Lesson 4 Look at the giant panda information here:</p> <p>https://kids.nationalgeographic.com/animals/mammals/giant-panda/</p> <p>L.O: to understand information about giant pandas</p> <p>C1: I can listen to facts about the pandas</p> <p>C2: I can choose interesting facts about pandas</p> <p>C3: I can record facts about pandas</p>
<p>Friday</p>	<p>Lesson 5 Big Write</p> <p>Make a poster about giant pandas, explaining why they are in danger and what we could do to help</p>