








Our Topic	Our learning	Aspects of the 2014 national Curriculum we will cover	Questions we might answer	Books we may read	How we will enrich our learning further...
 <p>Travel and Transport</p> <p><b>Spring Term 2 2021</b></p> <p>Chocolate</p>	<p>As historians, we will develop an understanding of travel and transport and consider transport of the future.</p>	<p><b>Chronological Awareness</b> EYFS Use everyday language related to time Year 1 Understand the difference between things that happened in the past and the present. Use a timeline to place important events. Year 2 Show an awareness of the past, using common words and phrases relating to the passing of time.</p>	<ul style="list-style-type: none"> <li>• How did people travel in the past?</li> <li>• How will we travel in the future?</li> <li>• When were trains invented?</li> <li>• When were cars invented?</li> <li>• What is the timeline of transport vehicles?</li> </ul>		<p>Use of laptops and learn pads to research topics further.</p> <p>Use of the outside area to plant seeds and observe the changing seasons.</p>
	<p>As designers we will investigate melting and cooling chocolate to make chocolate Easter nests.</p>	<p><b>Chocolate crispy cakes</b> <b>Cooking</b> Use the basic principles of a healthy and varied diet to prepare simple dishes. Begin to question and wonder about where food comes from.</p>	<p>Can I...?</p> <ul style="list-style-type: none"> <li>• Use a mixing bowl</li> <li>• Be aware of hygiene for cooking</li> <li>• Know heat changes food</li> <li>• Use a variety of utensils safely</li> <li>• Know what the food groups are</li> <li>• Know where some foods come from</li> <li>• Be aware there are different ways to cook</li> </ul>		
	<p>As artists, and designers we will take inspiration from the art of Leonardo Da Vinci.</p> 	<p><b>Drawing</b> EYFS Mask making Enjoyment of using graphic tools, fingers, hands, chalk, pens, pencils, brushes and natural materials Year 1 Experimenting with a wide range of tools, material and surfaces Embodying ideas and building up ways of representing their own world and experiences using line, form and shape Year 2 Growing awareness of</p>	<ul style="list-style-type: none"> <li>• How did Leonardo Da Vinci use sketches to observe his world?</li> <li>• How can we use sketching to document our world?</li> <li>• How did Leonardo draw his inventions?</li> <li>• Can we make our own inventions?</li> </ul>		

		<p>natural and manmade environment Analysing, expressing and communicating personal interest and feelings Looking at drawings</p>		
	<p>In RE, we will consider what it means to be Jewish.</p> 	<p>To consider what it means to be Jewish.</p>	<ul style="list-style-type: none"><li>• What does it mean to be Jewish?</li><li>• Who was Moses?</li><li>• What do Jewish people believe Moses did?</li><li>• Why is Moses important to Jews?</li></ul>	