







Our Topic	Our learning	Aspects of the 2014 national Curriculum we will cover	Questions we might answer	Books we may read	How we will enrich our learning further...
<p style="text-align: center;">Chinese New Year & Traditional Tales</p> <p style="text-align: center;">Spring term 1 2022</p>	<p>As geographers, we will develop an understanding of the countries and cities of the UK and we will compare the UK to China</p> 	<p>Countries and Cities of the UK, Similarities and differences UK and China (links to Chinese New Year)</p> <p>Place Knowledge</p> <p style="text-align: center;">Year 2</p> <p>understand geographical similarities and differences through studying the human and physical geography of a small area of the United Kingdom, and of a small area in a contrasting non-European country</p> <p>Locational Knowledge</p> <p>EYFS Encourage children to express opinions on natural and built environments and give opportunities for them to hear different points of view on the quality of the environment</p> <p style="text-align: center;">Year 1</p> <p>understand how some places are linked to other places e.g. roads, trains cities of the United Kingdom name, locate and identify characteristics of the seas surrounding the United Kingdom.</p> <p>Geographical skills and fieldwork</p> <p style="text-align: center;">Year 2</p> <p>Use world maps, atlases and globes to identify the United Kingdom and its countries, as well as the countries, continents and oceans studied at this key stage use simple compass directions (North, South, East and West) and locational and directional language e.g. near and far; left and right, to describe the location of features and routes on a map Use aerial photographs and plan perspectives to recognise landmarks and basic human and physical features; devise a simple map; and use and construct basic symbols in a key</p>	<ul style="list-style-type: none"> • How can we use maps? • What are the names of the countries of the UK? • What are the main cities of the UK? • What are climates of China and the UK? • How are climates different in other places? • What is it like in other countries? • What animals live around the world? 	<p style="text-align: center;">The Gingerbread Man</p>  <p style="text-align: center;">The Three Little Pigs</p>  <p style="text-align: center;">Chinese New Year</p> 	<p style="text-align: center;">Use of laptops and learn pads to research topics further.</p> <p style="text-align: center;">Use of the outside area to observe plants and natural objects.</p>
	<p>As artists we will investigate and explore Chinese art and design and make our own artwork</p>	<p>Chinese art</p> <p>Texture</p> <p style="text-align: center;">EYFS</p> <p>Handling, manipulating and enjoying using materials Sensory experiences Simple sewing to collage</p> <p style="text-align: center;">Year 1</p> <p>Awareness of surface, texture and the feel of different qualities Collecting, sorting, rubbing, Discussing Sewing collage and construction</p> <p style="text-align: center;">Year 2</p> <p>Responding to materials Arranging and rearranging Developing into pattern, relief and pictures Dolls, puppets Destruction of materials to learn qualities Construction and reconstruction</p>	<p>Can I...?</p> <ul style="list-style-type: none"> • Talk about what I want to make • Model using card, paper and glue • Make a product from card • Make sure my work is neat and tidy. • Talk together about designs • Think of ideas and with help can put them into practice • Measure, mark out and cut paper • Know what a design is and its purpose • Use pictures and words to describe what they want to do (materials and tools) 		
	<p>As artists, and designers we will take inspiration from the art of Katsushika Hokusai</p>	<p>The Great Wave at Kanagawa by Katsushika Hokusai</p> <p>Pattern</p> <p style="text-align: center;">EYFS</p> <p>Non figurative paintings, drawings, printing, imprinting, collage for example</p> <p style="text-align: center;">Year 1</p> <p>Awareness of surface, patterns, rubbings</p>	<ul style="list-style-type: none"> • How did Katsushika Hokusai represent the movement of the waves? • How can we use sketching to document our world? • What could we use to build our own 'wave' pictures? 		



Experiment with pattern
Arrangements of natural and manmade items
Year 2
Experimenting, arranging, folding, repeating, overlapping, regular and irregular
patterning
Looking at patterns and discussing



In RE, we will consider
different places of
worship

To consider and compare places of worship

- What are the different places of worship called?
- What are their key features?

