





| Our Topic  | Our learning   | Aspects of the 2014 national Curriculum we will cover   | Questions we might answer  | Books we may read  | How we will enrich our learning further...  |
|--|--|---|--|--|---|
| <p data-bbox="94 724 398 850"><b>Autumn Term 2022<br/>The Stone Age and Mapping Skills.</b></p>   <p data-bbox="71 1190 421 1377">For the first two weeks of term, we will be exploring how we learn, our school values and getting to know each other again!</p> | <p data-bbox="479 213 696 443">As historians, we will think about when the Stone Age period was.. We will look at historical evidence to discover what life was like during the Age period.</p>        | <p data-bbox="736 197 987 459">KS2 – Place current study on time line in relation to other studies. Select relevant sections of information.<br/>Know the period in which the study is set and display findings in a variety of ways</p>  | <ul data-bbox="1095 213 1688 416" style="list-style-type: none"> <li>• What is the chronology of British History?</li> <li>• Can I use evidence to deduce what life was like in Neolithic Britain?</li> <li>• What was life like in Skara Brae during the stone age period?</li> <li>• What will my Gressenhall visit experiences teach me about life in the stone age</li> </ul>  |   | <p data-bbox="2047 320 2175 387"><b>Gressenhall trip</b></p> <p data-bbox="2040 488 2181 547">Peter Pan<br/>Pantomime trip</p> <p data-bbox="2040 608 2181 667">Foraging in the village</p> |
|  | <p data-bbox="472 499 703 727">As geographers, we will develop our understanding of maps and develop our mapping skills. We will learn to use atlases and read compass points and grid references.</p> | <p data-bbox="741 544 981 655">KS2 – use maps, atlases, globes and digital/computer mapping.</p>  | <ul data-bbox="1095 528 1514 671" style="list-style-type: none"> <li>• Why do we need maps?</li> <li>• How can I use the key on a map?</li> <li>• How can I use the compass on a map?</li> <li>• What are the common OS map symbols?</li> <li>• How are grid references used?</li> </ul>   |  |   |
|  | <p data-bbox="468 754 710 983">As artists, and designers we will become Stone Age artists taking inspiration from cave paintings and pottery, and we will also study Leonardo Da Vinci.</p>            | <p data-bbox="741 743 981 975">KS2 - Controlling and experimenting particular qualities of tone, shades, hue and mood<br/>Considering colour for purposes.<br/>Be able to sculpt using a range of materials.</p>                          | <ul data-bbox="1095 738 1682 1002" style="list-style-type: none"> <li>• What are Stone Age cave paintings? How can I mix my skin tone?</li> <li>• How can I recreate a cave painting?</li> <li>• How can I create cave hand prints?</li> <li>• What was Stone Age pottery like?</li> <li>• What is the best way to form a Stone Age pot?</li> <li>• Who is Leonardo Da Vinci?</li> <li>• How can I draw a map?</li> <li>• How can I draw an anatomical drawing?</li> </ul>   |  |   |
|  | <p data-bbox="479 1134 696 1273">In RE, we will consider how people express commitment to a religion and what the Trinity is.</p>  | <p data-bbox="741 1042 987 1302">KS2 – will know how Sikhs, Jews and Christians show their commitment to their religion and will know the Christian belief in one God, who is described as the Trinity (Father, Son and Holy Spirit).</p> | <ul data-bbox="1066 1015 1675 1398" style="list-style-type: none"> <li>• HOW DO PEOPLE EXPRESS COMMITMENT TO A RELIGION IN ADIFFERENT WAYS?</li> <li>• Who founded Sikhism?</li> <li>• What are the main beliefs in Sikhism?</li> <li>• What are the 5Ks?</li> <li>• What are the features of a Gurdwara?</li> <li>• What are Sikh traditions?</li> <li>• What are the similarities and differences between Sikh, Jewish and Christian traditions?</li> <li>• WHAT IS THE TRINITY?</li> <li>• How is God represented as the Trinity?</li> <li>• How can God be found everywhere?</li> <li>• How can I represent the Holy Trinity in a piece of art?</li> </ul> |  |   |
|  | <p data-bbox="472 1409 703 1544">As musicians, we will learn to play a new instrument and compose music ourselves.</p>   | <p data-bbox="736 1409 976 1573">KS2 – To play and perform with accuracy, fluency, control and expression. To describe, compare and evaluate different types of music.</p>  | <ul data-bbox="1095 1422 1682 1565" style="list-style-type: none"> <li>• How can I write musical pieces?</li> <li>• What musical notations can I use and what do they mean?</li> <li>• How does this music make me feel?</li> <li>• What does this music remind me of?</li> <li>• Can I use musical vocabulary to describe the music?</li> </ul>   |  |   |

